



**Features:**

- Stronger, corrosion-resistant cutting edges and alloy punch for longer life.
- Cut stencils faster and easier with the oilboard release lever and lock-in button.
- Self-lubricated rings – reduce noise and provide years of service.
- Easy-to-read characters on the large, bold-character dial for error free operation.
- Accurate, automatic spacing with the specially designed cam and ratchet.

Your operator will cut stencils on the MARSH Stencil Machine with speed and accuracy. You'll like the simple, easy operation. Sturdy, rugged construction ... portable, does not have to be bolted to bench. And with STENCILS you mark your shipments for keeps and big. Stencils make a neat mark and make it quick ... for safer, faster shipping. Four size machines cutting stencils 1", 3/4", 1/2" and 1/4". Included with each machine: Operating Instructions, Parts List and Service Instructions.

MARSH Hand Operated STENCIL MACHINE	Models	Size Cut	Lines	Net Wt.	Gross. Wt.	Cubic Content
	R	1" 25mm	4	64 lbs. 29 kilos	78 lbs. 36 kilos	5 cu. ft.
	S	3/4" 19mm	4	44 lbs. 20 kilos	55 lbs. 25 kilos	4 cu. ft.
	H	1/2" 13mm	6	44 lbs. 20 kilos	55 lbs. 25 kilos	4 cu. ft.
	Q	1/4" 6.5mm	10	44 lbs. 20 kilos	55 lbs. 25 kilos	4 cu. ft.


**Here's Why Shippers Prefer Marsh Stencil Machines**

Built-in quality features like these assure long-life, trouble free operation –




- **PUNCH and DIE** give a lifetime of use. Case Hardened Dies have wear-proof cutting edges. BRONZE PUNCH is stronger and lasts longer than steel. Fits closer, cuts cleaner and is more corrosion-resistant.
- **TABLE WITH RAISED GUIDE LINES.** Pull stencil board against guide line on machine table with finger tips. Press Release Button with thumb to clamp paper.
- **ALUMINUM ROTATING PARTS.** Hand Wheel, Punch and Die Carriers, are lightweight for faster, smoother operation.
- **CLEAN HAND WHEEL.** No spokes or lugs to interfere with hand.
- **SEALED-IN LUBRICATION.** Parts rotating on center spindle "ride on oil" from impregnated felt ring in base of machine.
- **LARGE DIAL,** nested and guarded. Easy to read.
- **WORD SPACE BUTTON.** For spacing between words.
- **RELEASE LEVER AND BUTTON.** For quicker, neater, easier stencil cutting.
- **ACCURATE SPACING.** Simple cam and ratchet spaces automatically.
- **QUICK, SHOCK-FREE CENTERING** makes character selection smoother and easier.
- **RUBBER BASE MOUNTS** give a smooth, soft feel to the cutting operation.
- **LUBRICATED PUNCH SHANKS.** Felt rings impregnated with oil, on all 40 punch shanks, provide years of self-lubrication and reduce operating sound.


**Stencil Sizes**




1" MODEL R  
Cuts this size stencil  
4 lines, any length - 14 characters/foot



3/4" MODEL S  
Cuts this size stencil  
4 lines, any length - 16 characters/foot



1/2" MODEL H  
Cuts this size stencil  
6 lines, any length - 23 characters/foot



1/4" MODEL Q  
Cuts this size stencil  
10 lines, any length - 43 characters/foot

**Stencil Machine Assembly**

Please order your replacement parts by requesting the part number shown. Please also note the quantity provided in each package and the specific part number necessary for your machine.

**Stencil Machine Assembly**

Description	Part Number	Quantity/Kit
1. Screw, phillips truss head	RP32A	5
2. Dial blank, manual	RP32	1
3. Holder, dial	RP08	1
4. Screw, set square head	RP08B	5
5. Washer	RP1503C	5
6. Screw, cap head hex	RP04A	5
7. Wheel assembly, hand	RP07X	1
8. Hood (1")	RP02-R	1
Hood (1/4", 1/2", 3/4")	RP02-SHQ	1
9. Carrier, punch (1/4", 1/2", 3/4")	RP04-SHQ	1
Carrier, punch (1")	RP04-R	1
10. Base, with shaft & plate 1/2"	RP01X-H	1
Base, with shaft & plate 1/4"	RP01X-Q	1
Base, with shaft & plate 3/4"	RP01X-S	1
Base, with center shaft 1"	RP01X-R	1
11. Cap, hex head (1")	RP01A-R	5
Cap, hex head (1/4", 1/2", 3/4")	RP01A-SHQ	5

Additional Parts Lists are available for: Front Assembly  
Base Assembly  
Cartridge Assembly

*Phone, fax or eMail for copies.*

