


THE CONCEPT

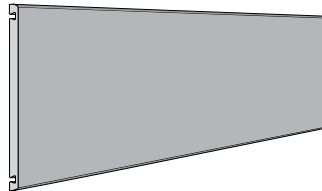
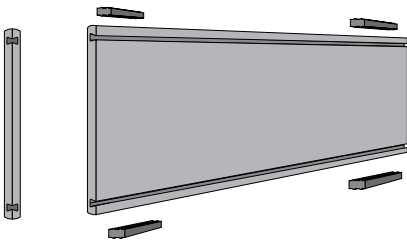
The beauty of Nexus lies in its flexibility ... and at the centre of this flexibility is its distinctive grooved spline - hence 'NEXUS'. Acting as the connector for the entire system, the spline has the ability to accept any and every element of Nexus in an unlimited number of ways. Each one of the five basic "Looks" has up to six options with which to work. But that's only the start ... the NEXUS System is limited only by your imagination.



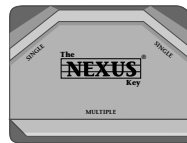
nex-us (nek/s s), n., pl. nex-us. **1.** a means of connection; tie; link. **2.** a connected series or group. [**<** L: a binding, joining, fastening (ptp. of nectere to bind, fasten, tie)]

The MountPlate System

NEXUS MountPlate is attached directly to the wall or door. NEXUS FacePlate is snapped to the MountPlate using NEXUS Splines. NEXUS Caps may be used to finish the ends.



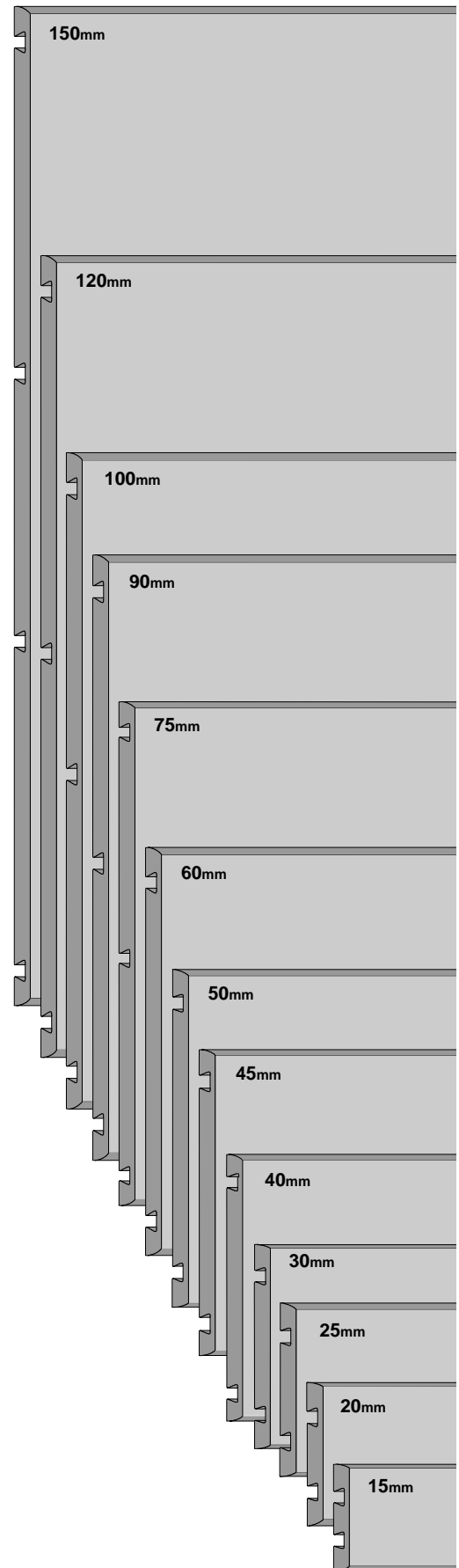
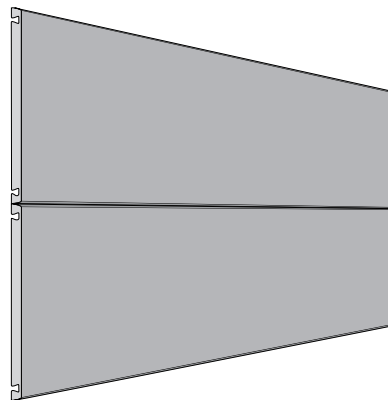

The Key



The NEXUS Key unlocks the mysteries of the NEXUS System. Without it you just won't get in ... and neither will anyone else.

The BasePlate System

NEXUS BasePlate is attached directly to the wall. NEXUS FacePlates are snapped to the BasePlate using NEXUS Splines. NEXUS Rails or Frames are used to finish the edges.

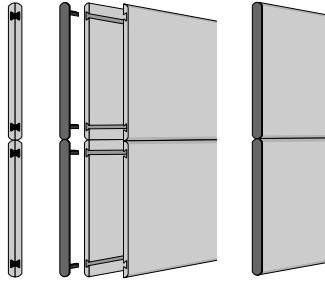


THE LOOKS

The Cap Look

The Cap Look offers an extra dimension. Individual caps are added to the FacePlate ends to give an entirely different look to the sign.

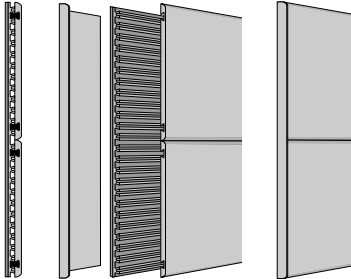
Profile: 6 mm (1/4") thick
Options: Slider, Desk, Projecting, Hanging, Insert, Append.



The Rail Look

Taking The Cap Look to greater heights is The Rail Look. A single rail, the length of the sign, replaces the individual caps. The edge of the sign takes on an even cleaner appearance.

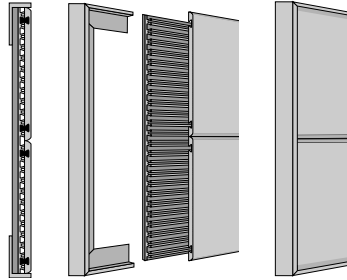
Profile: 7 mm (2/16") thick
Options: Slider, Desk, Projecting, Hanging, Insert, Append.



The Frame Look

Adding elegance without bulk, The Frame Look is in keeping with the Nexus silhouette ... ultra thin. The frame comes with either square or radius corners.

Profile: 15 mm (9/16") thick
Options: Slider, Insert, Append.



The CoverFrame Look

The CoverFrame Look adds a non-glare acrylic cover to protect the sign from everyday wear and tear or vandalism.

Profile: 18 mm (3/4") thick
Options: Slider, Insert, Append.

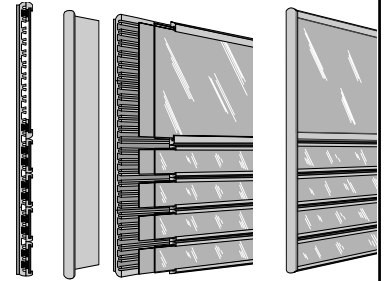


THE OPTIONS

The Insert Option

The Insert Option allows the user to easily change copy using perforated card stock, a PC or Macintosh computer and a laser printer.

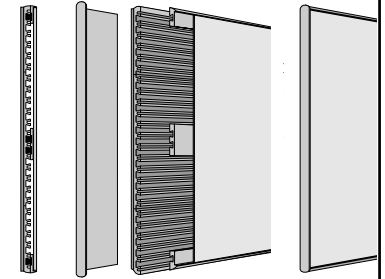
Accessories: Laser Printed Insert Sheets, Software Templates.



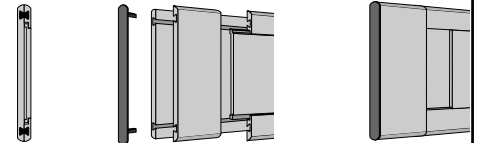
The MetalPlate Option

The MetalPlate Option expands the NEXUS System to virtually any FacePlate depth in 5mm increments.

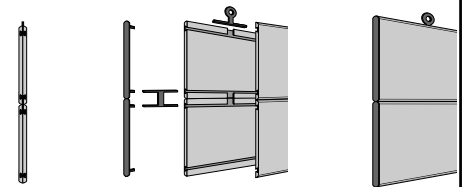
FacePlates: Brushed finish ... matte clear, bright clear, bright gold; satin finish ... clear, gold, black; mirror finish ... clear, gold.



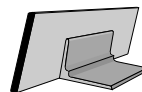
The Slider Option



The Suspended Option



The Desk Option



The Projecting Option

