

## Vinyl Letter Signs

Inform and direct quietly, forcefully. Pressure-sensitive vinyl letters applied to 1/8" thick white rigid plastic. Your choice of over 200 typestyles and 10 letter colours. Plus ... add any of our 140 standard symbols/arrows ... or your own logo (Art Conversion Charge ... \$18.00 - \$48.00 applies). Square or radius corners. Perimeter foam adhesive back or holes to suit.

**Vinyl Letter Signs.** One line vinyl letters (size to suit) applied to 1/8" thick white rigid plastic, radius or square corners, perimeter foam adhesive back or holes to suit. Prices each sign complete.

Depth / Length	8"	12"	16"	20"	24"	36"
Up to 2"	\$34.40	\$37.60	\$42.80	\$47.20	\$52.60	\$65.60
Up to 4"	35.60	39.20	44.80	49.60	55.80	69.80
Up to 6"	36.80	40.80	46.80	51.80	58.20	73.40
Up to 8"	37.80	42.40	48.80	54.40	60.80	77.20
Up to 10"	39.20	43.80	50.80	56.80	63.60	80.80
Up to 12"	40.40	45.60	52.80	59.20	66.40	84.80
Up to 14"	41.80	47.40	54.80	61.40	68.80	88.80
Up to 16"	42.80	48.80	56.80	63.80	71.80	92.80
Up to 18"	44.20	50.60	58.80	66.20	74.60	96.60
Add'l. Lines (ea)	+20.80	+22.80	+26.80	+29.80	+33.80	+42.80

Arrows, Symbols ... Count as one line.

Other background colours ... *phone or fax for a FAST QUOTE*

## Pre-Spaced Vinyl Legends



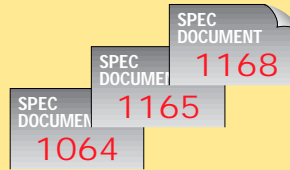
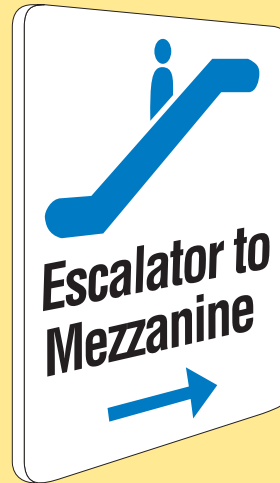
# Office

Transfer perfectly spaced and aligned vinyl letters to any smooth, dry surface ... in minutes. Legends are individual vinyl letters pre-spaced on a single silicone-treated backing sheet. The letters are overlaminated with transparent tape for easy application. The pressure-sensitive vinyl film resists oil, water and dirt ... for durable use indoors or outdoors. Choose from 11 materials and over 200 typestyles. Other materials, sizes and colours available.

*Phone or fax for a FAST QUOTE*

Character Size (Caps)	Per Character
1/2" minimum *	\$1.78
Up to 1"	1.68
Up to 1 1/2"	1.92
Up to 2"	2.12
Up to 2 1/2"	2.34
Up to 3"	2.58
Up to 3 1/2"	2.74
Up to 4"	3.06
Up to 5"	3.66
Up to 6"	4.28

\* Sans Serif Typestyles only



... 140+ Symbols & Arrows

### Installation Instructions

- Fold back right hand edge of release paper to expose tab of application tape.
- Position legend using adhesive tab as a hinge. Level and centre legend using scribe lines on application tape.
- Hold legend well away from sign surface and remove release paper at 180°.
- Holding legend slightly away from sign surface, gradually press application tape to sign surface using squeegee.
- Remove application tape slowly at 180° to sign surface. Give letters final burnish with squeegee.

## Typestyles

- Albertus
- Americana Bold
- Announce Grotesque**
- Antique Olive Bold**
- Avant Garde
- Baskerville
- Bembo Bold**
- Berling
- Bodoni Book
- Bookman
- Brush Script*
- Caslon Black**
- Century Bold
- Cheltenham Medium
- Clarendon Medium
- COPPERPLATE MED.**
- ENGINEERING STANDARD
- Eurostile Bold**
- Export
- Folio Medium
- Franklin Gothic**
- Frutiger 65/75**
- Futura Book
- Gill Sans Bold**
- Goudy Bold
- Goudy Old Style
- Helvetica Bold/Cond.**
- Helvetica Medium/Cond.**
- Helvetica Regular
- Helvetica Extra Bold**
- Highway Gothic B C D
- Hobo
- Kabel Medium
- Kaufman Bold*
- Lectura
- News Gothic Bold**
- Optima Medium
- Palatino Bold**
- Platin II
- Playbill
- Rickshaw
- Souvenir Semi Bold**
- Stencil Bold**
- Tabasco Bold**
- Times Bold
- Times Bold Italic*
- Times Italic*
- Times New Roman
- Transport Medium
- Univers 45/49
- Univers 55/57
- Univers 65/67
- Univers 75**
- V.A.G.
- WESTERN
- Windsor Bold**
- Zapf Chancery Bold**




... 200+ Type Styles



... Individual Vinyl Letters

### Pressure-Sensitive Vinyl Film Colours



Other colours ... *phone or fax for a FAST QUOTE*